

# PICA-E

## INSTRUCTIONS MANUAL



### DESCRIPTION

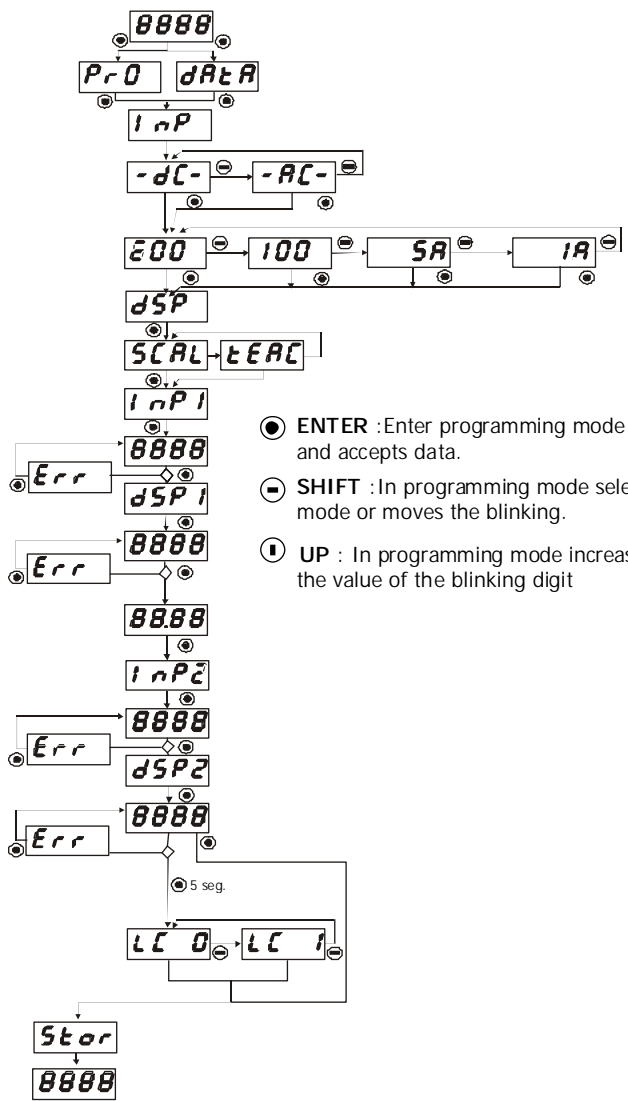
- INDICATOR for:
- AC / DC Volts.
- AC / DC Amperes.

#### 48 x 24 mm frontal

Panel meter for Volts or Amp AC / DC indication, completely programmable.  
 Decimal point position programmable.  
 Three keys keyboard situated on the bottom of the display.

### PROGRAMATION

Display range: Input DC Volt / Amp ..... -1999 + 9999  
 Display range: Input AC Volt / Amp ..... 0 + 9999



**SCAL:** Programming method introducing InP1 and InP2 values by keyboard.  
**tEAC:** Programming method where instrument learns actual values of InP1 and InP2.  
**InP1, InP2:** Input signal values corresponding to desired display dSP1 and dSP2.  
**dSP1:** Display value corresponding to InP1.  
**dSP2:** Display value corresponding to InP2.  
**LC 0:** Programming unlocked.  
**LC 1:** Programming totally locked. (Show all parameters like dAtA)

#### WARRANTY

All products are warranted against defective material and workmanship for a period of three years from date of delivery.  
 If a product appears to have a defect or fails during the normal use within the warranty period, please contact the distributor from whom you purchased the product.  
 This warranty does not apply to defects resulting from action of the buyer such as mishandling or improper interfacing.  
 The liability under this warranty shall extend only to the repair of the instrument ; no responsibility is assumed by the manufacturer for any damage which may result from its use.

## TECHNICAL CHARACTERISTICS

INPUT	VOLTS		AMPERS	
	Range AC	600,0	100,0	5,000
Range DC	-199,9 + 600,0	±100,0	-1,999 + 5,000	±1,000
Resolution	0,1V		1mA	

### INPUT IMPEDANCE

Volts ..... 3MΩ  
 Amp ..... 12mΩ

### ACCURACY at 23°C ±5°C

100/600V DC 1/5 A DC; 600V/5A AC... ±(0.2% reading + 3 digits)  
 100V / 1A AC ..... ±(0.4% reading + 4 digits)  
 Temperature coefficient ..... 100 ppm/°C  
 Warm up ..... 5 minutes

### POWER SUPPLY AND FUSSES (DIN 41661) (Not supplied)

**PICA-E** 85-265 VAC 50/60 Hz and 100-300VDC... F 0.1A/ 250V  
**PICA-E6** 21-53 VAC 50/60Hz and 10,5-70VDC..... F 0.5A/ 250V  
 Consumption ..... 1,8W Max.

### CONVERSION

Technical ..... Sigma-Delta  
 Resolution ..... ±15 bits  
 Rate ..... 25/ s

### DISPLAY

Range ..... -1999 ÷ 9999 (DC) 0 + 9999 (AC)  
 Type ..... 4 red digits 10mm  
 Reading rate ..... 4/s  
 Overflow indication ..... **OL**


### ENVIRONMENTAL

Operating temperature ..... -10°C ÷ +60°C  
 Storage temperature ..... -25°C ÷ +85°C  
 Relative humidity (non condensed) ..... <95% ÷ 40°C  
 Maximum altitude ..... 2000m.  
 Panel sealing ..... IP65

## INSTALLATION AND CONECTION


### DIMENSIONS

Dimensions ..... 48 x 24 x 70mm.  
 Panel cutout ..... 45 x 22mm.  
 Weight ..... 50 g.  
 Case material ..... Polycarbonate s/ UL 94 V-0



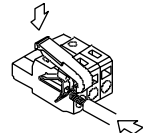
#### Rear View

1. IN (COMMON).
2. VOLTS 100 / 600 V (AC/DC)
3. AMP. 1 / 5 (AC/DC)



### CONNECTORS

To perform wiring connections, remove the terminal block from the meter's connector, strip the wire leaving from 7 to 10 mm exposed and insert it into the proper terminal while pushing the fingertip down to open the clip inside the connector as indicated in the figure.



### WARNING

In order to guarantee electromagnetic compatibility, the following guidelines for cable wiring must be followed:  
 Power supply wires must be routed separated from signal wires. **Never** run power and signal wires in the same conduit.  
 Use shielded cable for signal wiring and connect the shield to ground.  
 The cable section must be >0.25 mm<sup>2</sup>

### INSTALLATION

To meet the requirements of the directive EN61010-1, where the unit is permanently connected to the mains supply it is obligatory to install a circuit breaking device easy reachable to the operator and clearly marked as the disconnect device.

**CLEANING:** The frontal cover should be cleaned only with a soft cloth soaked in neutral soap product.

### DO NOT USE SOLVENTS

Manufacturer : DITEL - Diseños y Tecnología S.A.  
 Address : Travessera de les Corts, 180  
 08028 Barcelona  
 ESPAÑA

Declares, that the product :  
 Description : Digital panel meter  
 Model : **PICA-E**

Conforms with the directives: EMC 89/336/CEE LVD 73/23/CEE

Applicable Standars: **EN50081-1** Generic emission.  
 Applicable Standars: **EN50082-1** Generic immunity.  
 Applicable Standars: **EN61010-1** Generic safety.  
 Installation Category II Pollution Degree 2  
 Insulation type: Enclosure: Double  
 Inputs/Outputs: Basic

Date: 15 October 2001  
 Signed: José M.Edo  
 Charge: Technical Manager

