


2-WIRE PROGRAMMABLE TRANSMITTER



- TC input
- High measurement accuracy
- Galvanic isolation
- Can be installed in Ex zone 0
- 1- or 2-channel version



Application:

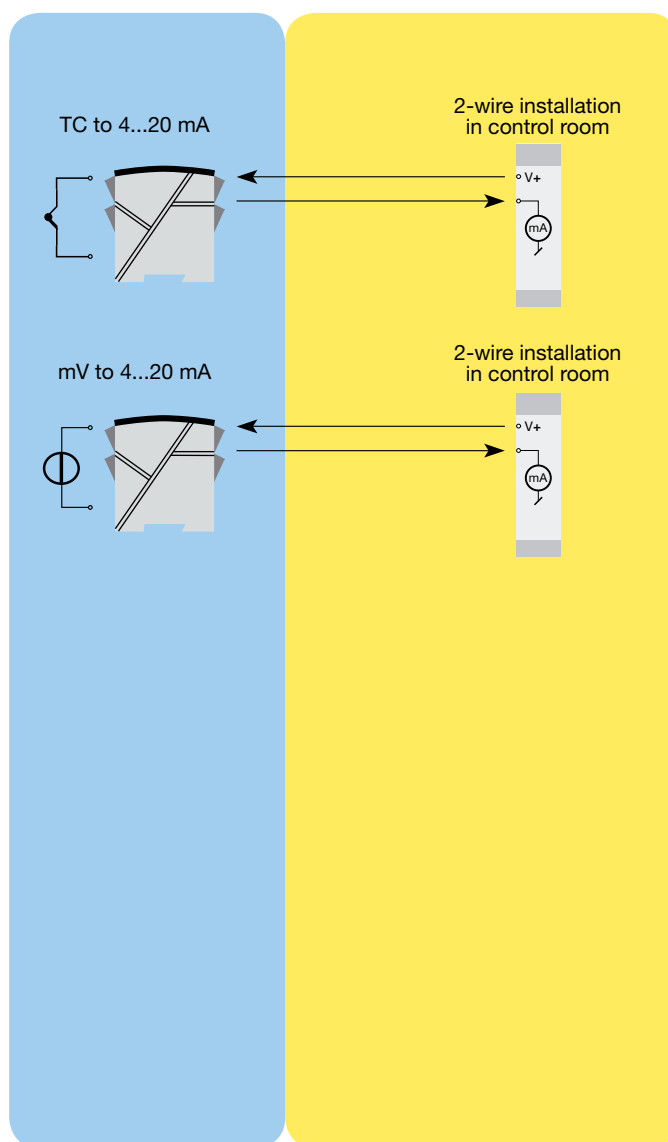
- Linearised temperature measurement with TC sensor.
- Amplification of bipolar mV signals to a 4...20 mA signal, optionally linearised according to a defined linearisation function.

Technical characteristics:

- Within a few seconds the user can program PR6334B to measure temperatures within all TC ranges defined by the norms.
- Cold junction compensation (CJC) with a mounted CJC connector.
- A limit can be programmed on the output signal.
- Continuous check of vital stored data for safety reasons.

Mounting / installation:

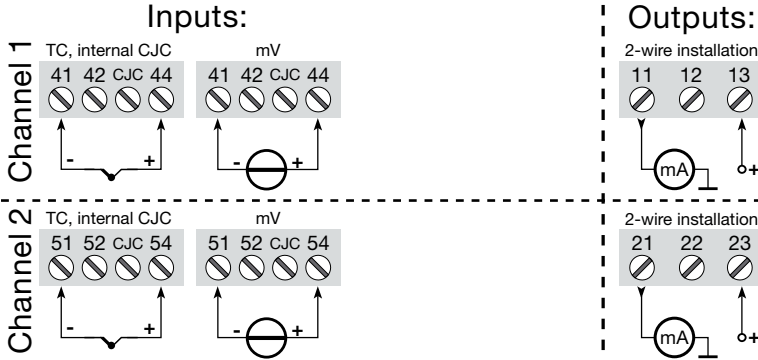
- Mounted vertically or horizontally on a DIN rail. Using the 2-channel version, up to 84 channels can be mounted per metre.
- **NB:** As Ex barrier we recommend 5104B, 5114B, or 5116B



Order: 6334B

Type	Galvanic isolation	Channels
6334B	1500 VAC : 2	Single : A Double : B

Connections:



Electrical specifications:

Specifications range:

-40°C to +60°C

Common specifications:

- Supply voltage, DC 7.2...30 VDC
 - Internal consumption..... 0.17...0.8 W
 - Voltage drop 7.2 VDC
 - Isolation voltage, test / operation..... 1.5 kVAC / 50 VAC
 - Isolation voltage, ch. 1 / ch. 2 1500 VAC
 - Warm-up time..... 5 min.
 - Communications interface Loop Link
 - Signal / noise ratio..... Min. 60 dB
 - Response time (programmable) 1...60 s
 - EEProm error check..... < 3.5 s
 - Signal dynamics, input..... 18 bit
 - Signal dynamics, output..... 16 bit
 - Calibration temperature..... 20...28°C
- Accuracy, the greater of general and basic values:

General values		
Input type	Absolute accuracy	Temperature coefficient
All	≤ ±0.05% of span	≤ ±0.01% of span / °C

Basic values		
Input type	Basic accuracy	Temperature coefficient
Volt	≤ ±10 µV	≤ ±1 µV / °C
TC type: E, J, K, L, N, T, U	≤ ±1°C	≤ ±0.05°C / °C
TC type: B, R, S, W3, W5, LR	≤ ±2°C	≤ ±0.2°C / °C

- EMC immunity influence < ±0.5% of span
- Extended EMC immunity:
NAMUR NE 21, A criterion, burst..... < ±1% of span
- Effect of supply voltage variation < 0.005% of span / VDC
- Max. wire size..... 1 x 1.5 mm² stranded wire
- Humidity < 95% RH (non-cond.)
- Dimensions (H x W x D)..... 109 x 23.5 x 104 mm
- Protection degree..... IP20
- Weight (1 / 2 channels)..... 145 / 185 g

Electrical specifications, input:

Max. offset..... 50% of selec. max. value

TC input:

Type	Min. temperature	Max. temperature	Min. span	Standard
B	+400°C	+1820°C	100°C	IEC584
E	-100°C	+1000°C	50°C	IEC584
J	-100°C	+1200°C	50°C	IEC584
K	-180°C	+1372°C	50°C	IEC584
L	-100°C	+900°C	50°C	DIN 43710
N	-180°C	+1300°C	50°C	IEC584
R	-50°C	+1760°C	100°C	IEC584
S	-50°C	+1760°C	100°C	IEC584
T	-200°C	+400°C	50°C	IEC584
U	-200°C	+600°C	50°C	DIN 43710
W3	0°C	+2300°C	100°C	ASTM E988-90
W5	0°C	+2300°C	100°C	ASTM E988-90
LR	-200°C	+800°C	50°C	GOST 3044-84

Cold junction compensation < ±1.0°C

Voltage input:

- Measurement range -12...150 mV
- Min. span..... 5 mV
- Input resistance 10 MΩ

Current output:

- Signal range 4...20 mA
- Min. signal range 16 mA
- Updating time..... 440 ms
- Load resistance ≤ (V_{supply}- 7.2) / 0.023 [Ω]

Sensor error detection:

- Programmable..... 3.5...23 mA
- NAMUR NE43 Upscale..... 23 mA
- NAMUR NE43 Downscale..... 3.5 mA

Ex / I.S. approval:

- KEMA 06ATEX0115 II 1 G Ex ia IIC T6...T5
- Max. ambient temperature for T5..... 60°C
- Max. ambient temperature for T6..... 40°C
- ATEX, applicable in zone 0, 1, or 2
- ATEX Installation Drawing No. 6331QA01

GOST R approval:

VNIIM & VNIIFTRI, Cert. no. www.preelectronics.com

Observed authority requirements: Standard:

- EMC 2004/108/EC EN 61326-1
- ATEX 94/9/EC..... EN 60079-0, -11, -26

Of span = Of the presently selected range